



District Report Card: 2017


State: Chhattisgarh	District: Rajnandgaon
Class: 3	Subject: Language
Schools: 61	Students: 1131


Participation/Coverage


Students

<div>GENDER</div> <div></div>	Boys		Girls	
	Number	%	Number	%
	561	49.60	570	50.40

<div>AREA</div> <div></div>	Rural		Urban	
	Number	%	Number	%
	1036	91.60	95	8.40

<div>CATEGORY</div> <div></div>	SC		ST		OBC		GEN	
	Number	%	Number	%	Number	%	Number	%
	114	10.08	320	28.29	687	60.74	10	0.88

<div>CWSN</div> <div></div>	LD	VI	HI	S&LD	ID	Oth
	4	2	0	1	6	4

<div>Management</div> <div></div>	Government		Government-aided	
	Number	%	Number	%
	1131	100.00	0	0.00

Average Performance of Students in Language (%)

Overall	Gender		Area		Management		Social Group			
	Male	Female	Rural	Urban	Govt.	Aided	SC	ST	OBC	GEN
60.66	61.53	59.80	60.17	66.04	60.66	0.00	60.94	57.65	62.01	61.33

Performance on Learning Outcomes (LOs)

Learning Outcomes	Description	Average Performance(%)
L304	Reads small texts with comprehension i.e., identifies main ideas, details, sequence and draws conclusions	61.26
L312	Reads printed scripts on the classroom walls: poems, posters, charts etc.	59.45

Range of Performance of Students who Answered Correctly							
Below 30%		30% - 50%		50% - 75%		Above 75%	
Number	%	Number	%	Number	%	Number	%
115	10.17	260	22.99	437	38.64	319	28.21

Lowest Performing Learning Outcomes (LOs)

1 - Reads printed scripts on the classroom walls: poems, posters, charts etc. (59.45)

2 - Reads small texts with comprehension i.e., identifies main ideas, details, sequence and draws conclusions (61.26)